



IVT

We rise
to the
challenge

IVT Sp. z o. o.

ul. Olszynowa 10
62-070 Zakrzewo/k Poznań

T: +48 61 816 17 67

F: +48 61 816 17 69

biuro@ivt.pl

 www.ivt.pl


 IVTakcesoriadekarskie

 roofingaccessories



Scan and download the app

Roofing accessories for pitched and flat roofs



IVT

We rise
to the
challenge

Ridge batten support TYPE 1

03.10

Application:
Fixing the ridge and hip batten.

Material:
Stainless steel.

- Vertical and horizontal installation holes ensure easy levelling and establishing correct high of the ridge and hip batten.

Product no.	Width: patch holder [mm]	Packaging	
		Box [pcs.]	Pallet [pcs.]
03104000	40	50	2000
03105000	50		



Roof ridge zone

Ridge batten support TYPE 3

03.11

Application:
Fixing the ridge and hip batten.

Material:
Stainless steel.

- May be installed at the final stage of roof covering, greatly facilitating the setting of the proper high and level of the ridge board.

Product no.	Board width [mm] / nail length	Packaging	
		Box [pcs.]	Pallet [pcs.]
03114210	40 / 210	50	2800
03114230	40 / 230		
03114260	40 / 260		
03114310	40 / 310		
03115210	50 / 210		
03115230	50 / 230		
03115260	50 / 260		
03115310	50 / 310		



Ridge batten support TYPE 4, screwed in

03.14

Application:

Installation of the ridge and hip board.

Material:

Stainless steel.

- Ridge batten support with the integrated carpentry screw.
- Simple and precise installation perfect leveling of the patch thanks to the use of optimal threading and the cylinder head with a TORX socket.
- High torque enables screwdriving without drilling.

Product no.	Board width [mm] / nail length	Packaging	
		Box [pcs.]	Pallet [pcs.]
03144210	40 / 210	50	2800
03144260	40 / 260	50	2800



Ridge batten zone



Ridge tile brackets, tile clips and installation technique





Ridge tile brackets


14.1

Application:
Fixing of ridge and hip tiles.

Material:
Aluminium coated polyester paints.

Packaging: 50 pcs.

Product no.*	Bracket no.	Manufacturer	Ridge tile type
141062..	062	Bogen	Ridge tile nr 2
141082..	082		Ridge tile nr 20
141177..	177		Plano
141053..	053	Benders, Braas, Bramac, Euronit, IBF, Nelskamp, Prodach	Plain ridge tile
141045..	045	Braas	Konisch, Opal, Sattel, Smaragd
141240..	240	Creaton	Titania
141176..	176		BK
141018..	018		BG
141044..	044		BL
141119..	119		BM
141048..	048		BMK (Meindl nr 1)
141048..	048		BMZ (Meindl nr 4)
141072..	072		BZ
141144..	144		G10
141154..	154		PD
141102..	102		PF
141218..	218		PH
141140..	140		PMZ (Meindl nr 5)
141029..	029		PP
141067..	067		PR
141024..	024		PRK
141214..	214		PRU
141219..	219		PZ
141013..	013		SF9
141041..	041		Erlus
141142..	142	Ridge tile nr 18	
141177..	177	Koramic	Ridge tile Actua
141088..	088		Ridge tile Allegra
141157..	157		Ridge tile nr 1, nr 2 (plain tile)
141069..	069		Ridge tile L15
141064..	064		Ridge tile nr 1
141051..	051		Ridge tile nr 11
141024..	024		Ridge tile nr 12
141139..	139		Ridge tile nr 2, nr 22
141082..	082		Ridge tile nr 20
141081..	081		Ridge tile nr 3
141200..	200	Meyer Holsen	Ridge tile
141132..	132		Ridge tile Piano
141041..	041	Nelskamp	Basic ridge tile
141083..	083	Röben	Basic ridge tile
141104..	104	Tondach	Ridge tile s.21
141071..	071		Ridge tile s.26



Ridge tile brackets

* when ordering, please complete the products code as follow:

- 01 – black,
- 02 – brick red,
- 03 – brown,
- 04 – chest nut,
- 05 – anthracite.

e.g. Bogen, Ridge tile no. 2, black – product no. **14106201**.

NOTE:
other types and colours of the ridge brackets available on request.



Ridge tile brackets

14.1

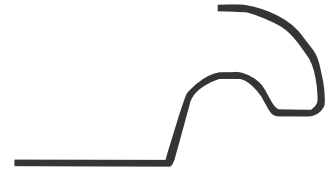
Ridge tile brackets



013



018



024



041



044



045



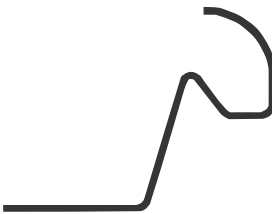
048



051



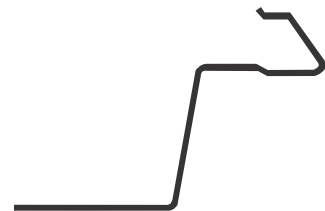
053



062



064



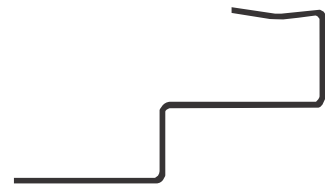
067



069



071



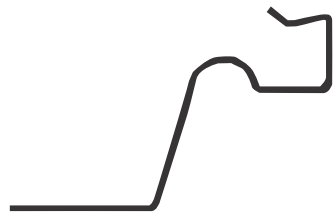
072



081



082

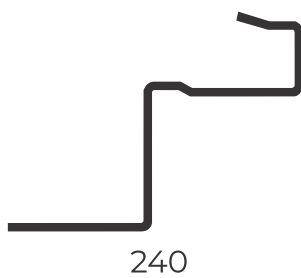
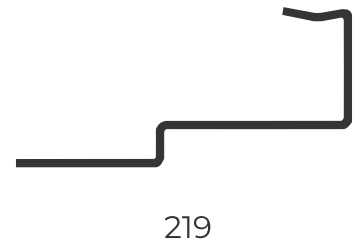
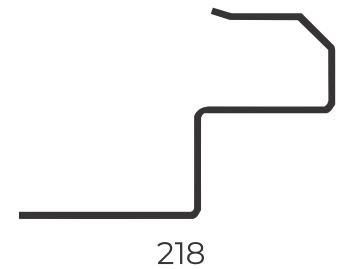
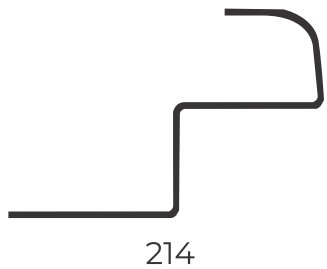
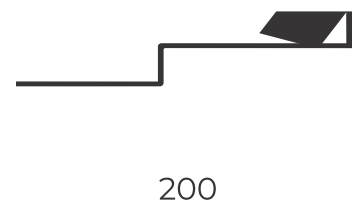

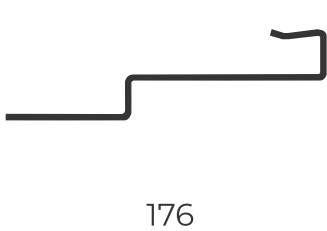
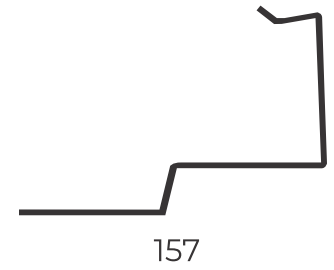
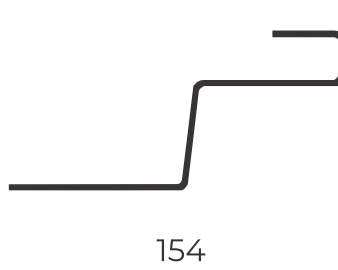
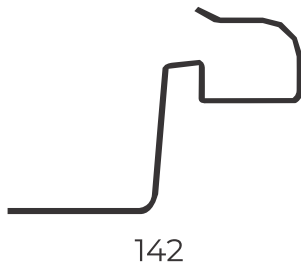
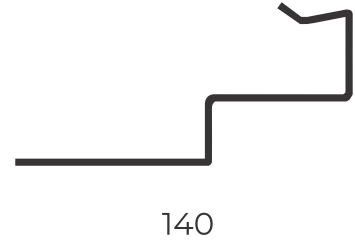
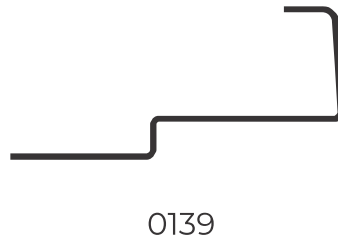
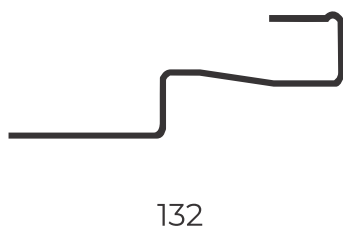
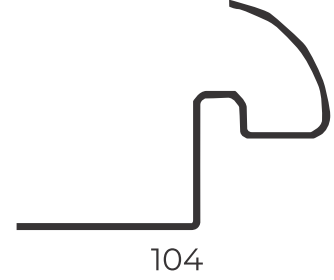
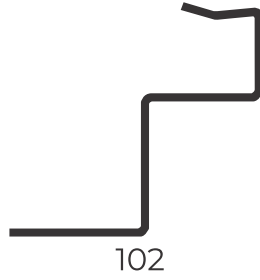
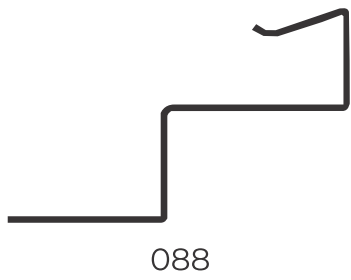


083



Ridge tile brackets

14.1



Use the IVT application to choose correct brackets to the tiles



Ridge tile brackets




Clip U

Application:
Securing the tiles against sliding it out.

Material:
Steel wire with anti-corrosion coating.

15.400



Product no.	Name	Packaging [pcs.]
15400001	small	250
15400002	big	

NORD-MARC clip with hook

Application:
Securing the tiles against sliding it out.

Material:
Steel wire with anti-corrosion coating.

15.405



Product no.	Name	Coating	Packaging [pcs.]
15405002	2B – rectangular	galvanised	250
15405003	3E – semicircular		

Clip 407

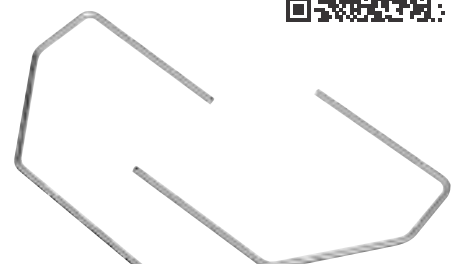
Application:
Securing the tiles against sliding it out.

Material:
Steel wire with anti-corrosion coating.

15.407



Product no.	Dimension [mm]	Coating	Packaging [pcs.]
15407075	50 × 50 × 75	galvanised	250
15407100	50 × 50 × 100		



Clip 409 round

15.409

Application:
Securing the tiles against sliding it out.

Material:
Steel wire with anti-corrosion coating.



Product no.	Dimension [mm]	Coating	Packaging [pcs.]
15409448	48 × 48	galvanised	250
15409465	65 × 48		
15409475	75 × 48		
15409665	65 × 65		
15409675	75 × 65		
15409685	85 × 65		



Clip 409P rectangular

15.409P

Application:
Securing the tiles against sliding it out.

Material:
Steel wire with anti-corrosion coating.



Product no.	Dimension [mm]	Coating	Packaging [pcs.]
15409P448	48 × 48	galvanised	250
15409P465	65 × 48		



Clip 416

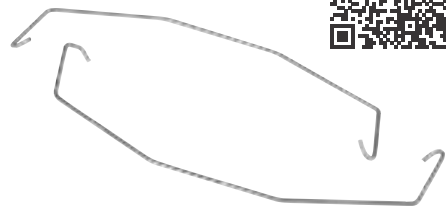
15.416

Application:
Securing the tiles against sliding it out.

Material:
Steel wire with anti-corrosion coating.



Product no.	Batten thickness [mm]	Coating	Packaging [pcs.]
15416001	40	galvanised	250



Clip 417

15.417

Application:

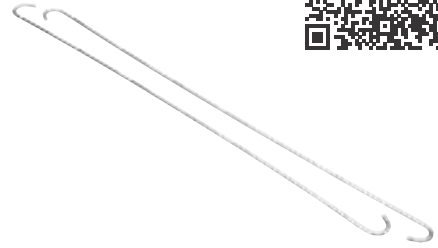
Securing the tiles against sliding it out.

Material:

Steel wire with anti-corrosion coating.



- Universal application, regardless of the batten thickness.



Product no.	Batten thickness [mm]	Coating	Packaging [pcs.]
15417320	320	galvanised	100
15417340	340		

Clip 435, R-side

15.435

Application:

Securing the tiles against sliding it out.

Material:

Steel wire with anti-corrosion coating.



Product no.	Dimension [mm]	Coating	Packaging [pcs.]
15435040	40 × 200	galvanised	250
15435044	40 × 230		
15435050	50 × 200		
15435054	50 × 230		



Clip 437 round

Application:
Securing the tiles against sliding it out.

Material:
Steel wire with anti-corrosion coating.

15.437



Product no.	Dimension [mm]	Coating	Packaging [pcs.]
15437417	40x170	galvanised	250
15437417N	40x170	stainless steel	100



Clip 437P rectangular

Application:
Securing the flat tiles against sliding it out.

Material:
Steel wire with anti-corrosion coating.

15.437P



Product no.	Dimension [mm]	Coating	Packaging [pcs.]
15437P416	40x160	galvanised	250
15437P420	40x200		
15437P416N	40x160	stainless steel	100
15437P420N	40x200		



Tile clips

Clip 499


Application:
Securing the tiles against sliding it out.

Material:
Steel wire with anti-corrosion coating.

15.499



Product no.	Batten thickness [mm]	Coating	Packaging [pcs.]
15499406	40	galvanised	250



Clip 513, for cut tile

15.513


Application:
Safe and quick fastening of cut tiles.

Material:
Stainless steel V2A.

Wire length: 400 mm.



- Fastening of the tiles using clips 513 is the optimal solution due to wind suction forces on the roof.



Product no.	Material	Packaging [pcs.]
15513001	stainless steel	50

Tile clips

Clip for mission tiles

15.620

Application:
Securing the tiles against sliding it out.

Material:
Steel wire with anti-corrosion coating.



Product no.	Material	Packaging [pcs.]
15620001	galvanised	500
15620002	stainless steel	

